



NURSERY

Explore different media freely



Learn the names of the colours

Practise mark making



Show different emotions in their drawings

Use their environment for inspiration



Express how they feel about their work



RECEPTION



Learn how ideas change, grow and develop as work is produced.


Create art from personal experiences and imagination



YEAR 1




Coming up with an idea linked to a theme or topic they are studying.



Sketchbooks are used to practice and try out ideas and techniques. They make records of the world around them, their ideas, thoughts, feelings and discoveries.

YEAR 3

Have opportunities to work from imagination, such as inventing or creating imaginary things and places



Study the work of artists and cultures and use elements of it to influence their own work.

Work should be continued over longer periods of time. Pupils should have opportunities to discriminate between choices and express their ideas and thoughts about the type of art they want to make.

YEAR 2

Drawing events and things that have happened to them, things they know and love or imagining far away, imagined places.



Make art from things they can see from observation; the environment, photos etc. then translate them into new works.


Make art for expression, imagination and pleasure. Work from memory or imagination to reimagine what they know.

YEAR 4

Sketchbooks are used to practice and try out ideas & techniques. They make records of the world around them, their ideas, thoughts, feelings and discoveries. Their sketchbook becomes a very personal space.

Make art from things they can see from observation; the environment, photographs etc. then translate them into new works.

Develop initial ideas into final work adapting work as it progresses.



YEAR 5

Pupils experiment with techniques in sketchbooks & annotate. Record observations, artist research and themes. Use a sketchbook for pleasure, recording, ideas & expression. Their sketchbook becomes a very personal space.

YEAR 6

Produce original, unique art in response to similar starting points with increasing autonomy over choice and decision making.

Take risks when trying out materials, and explore their properties

Use a sketchbook for pleasure, recording, ideas & expression. Their sketchbook becomes a very personal space.

Pupils experiment with techniques in sketchbooks and annotate. Record observations, artist research and themes.



Use materials with increasing spontaneity and confidence, experimenting and taking risks over choices of media

Make art using a range of sources for inspiration. Sources include their aspirations for their future and the future of others, fears, hopes and dreams.

WHAT'S NEXT?

Appreciating Art is everywhere!

