

# Welcome to Lent Rise School

## Reception Parent Meeting



Learn, Reach, Shine

# Staff in Reception



Miss Johns  
Turtles class teacher &  
Assistant Headteacher  
EYFS



Miss Reeves  
Turtles class teacher



Mrs Foley  
Seahorses class teacher



Mrs Sridhar, Mrs Lewis & Miss Christie  
Reception teaching assistants

# Welcome Pack

Triangular pencil to support correct pencil grip

Playdough & tweezers can be used to develop fine motor skills.

Suggested Dough Disco and fine motor activities can be viewed via the QR code.



Please label the bag with your child's name and return it in September with their wellies and a spare change of clothes.

Dice. Simple games help develop counting, number recognition, addition & problem-solving skills.



Reception baseline information

NHS school readiness checklist

Starting Reception leaflet

LRS parent pack



# Welcome to Reception



Playing music on the stage outside – Ria



Playing duck duck goose with my friends  
– Gugi



Turning the flipper flappers all the way around and tip top monkey – Saibang



I like the painting – Nylah



Seeing cows and playing in the playground on our trip – Ambar



Using the blocks and tyres to build with outside – Jovan

# Early Years Curriculum

## Prime Areas:


- Communication and Language
- Physical Development
- Personal, Social and Emotional Development

## Specific Areas:


- Literacy
- Mathematics
- Understanding the World
- Expressive Arts and Design

# A Day in Reception

Morning	Afternoon
Soft start activities	Topic
Phonics	Mastering number
Indoor & outdoor provision	Squiggle Me Into a Writer
Maths	Indoor & outdoor provision
Drawing Club	Story time
Dough Disco	



# How we Learn Through Play:



Topic

Thanksgiving

Roaming in the Rainforest

Me and My Family

Frozen Worlds

People Who Help Us




\*all topics are subject to change at staff discretion

# Assessment & Reporting

- Reception baseline assessment
- Early Learning Goal Assessment for end of Foundation Stage
- Daily Observations
- Conversations
- Half termly reports





# TAPESTRY

ONLINE LEARNING JOURNAL

Online  
Learning  
Journal

Home  
access

Can  
celebrate  
learning at  
home

Home  
Observations

## Magnets

Authorised by Mrs Jarrett added 20 Apr 2021 02:20 PM  
Approved by Miss Joffe on 25 Apr 2021 01:43 PM

Video 1:00

View Video Download

Life



Users with the 'See a download media button' permission can download these photos and videos

### Notes

Edley was very busy with his magnet near the wooden play house drinking rope. I asked what he was doing and he said "This magnet is sticking to this rope. I am sure it has metal in it because magnets only stick to metal". I asked why the magnet was sticking to the wooden frame and he said "It's the metal nails it's sticking to not the wood"

### Early Years Foundation Stage

#### Communication and Language

##### Understanding

ELO No Performance

- Children follow instructions involving several ideas or actions. They answer 'how' and 'why' questions about their experiences and in response to stories or events.

#### Expressive Arts and Design

##### Exploring and using media and materials


ELO No Performance

- Children develop their own ideas through selecting and using materials and working on processes that interest them. Through their exploration they find out and make decisions about how media and materials can be combined and changed.

# Communication



E-mail



Reading  
Diaries




Phone  
Calls



Reading



Reports



Consultation  
evenings

"Teach a child to read, and keep that child reading, and you will change everything"-  
Ruth Miskin

- We will hold a phonics meeting in the Autumn term
- Parents' resources online
- How sounds are pronounced



# Reading Tips

- Regularly read with your child
- Set time apart to read
- Give your child opportunity to read independently
- Discuss what they have read
- Encourage!
- Read with or to your child- books, leaflets, newspapers, comics etc.
- Repetition is key!



# A Successful Start in Reception

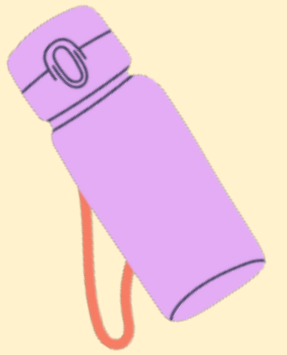
- Dressing independently
- Socialising with friends
- Playing games
- Having ownership of their name
- Read stories, sing songs and nursery rhymes
- Independent toileting




# September Checklist



- ✓ Everything labelled (coats, jumpers, hats, bottles, etc.)
- ✓ Book bag every day
- ✓ Water bottle
- ✓ Wellies
- ✓ Medication forms completed



- ✓ Lunches ordered
- ✓ Booked breakfast & after school club
- ✓ PE kit (days to be confirmed)
- ✓ Safeguarding- Passwords



# Transition

## Play & learn sessions

Wednesday 17<sup>th</sup> & Thursday 18<sup>th</sup> June

3:30pm - 4:30pm

*\*If you would like to change your session, please let us know*



## Teddy Bears' Picnic

Tuesday 7<sup>th</sup> July

9:00am – 10:00am

or

10:30am – 11:30am

*\*Confirmation of classes and times will be sent out on the 19<sup>th</sup> June*



# First Days of School

## 3<sup>rd</sup> – 4<sup>th</sup> September:

- 8:30am - 8:45am till 3:00pm
- Enter through the main playground
- Pick up from the playground
- Book bag, water bottle, lunch box or pre order

## 7<sup>th</sup> September onwards:

- 8:30am - 8:45am till 3:15pm



# We're excited to welcome your child to Reception!

Please don't worry if your child cannot read, write, count to 100 or know all their sounds before starting school. These are the skills we are here to teach. We simply ask for your support in encouraging a love of learning at home.



Please take some time to browse the information tables and ask any questions you may have.

Thank you!